

Anti Graffiti Coating

Product Usage Guide

Professional



BG162-5




Application



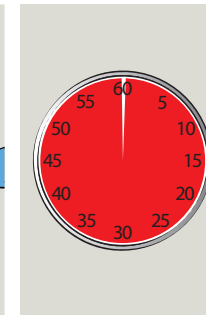
1 Use appropriate PPE as indicated in the Safety Data Sheet.



2 Pour product into trigger bottle (undiluted).



2 Apply to clean, dry walls. Paint or spray on, careful not to over apply (not too thick).



3 Leave to dry for 60 minutes.

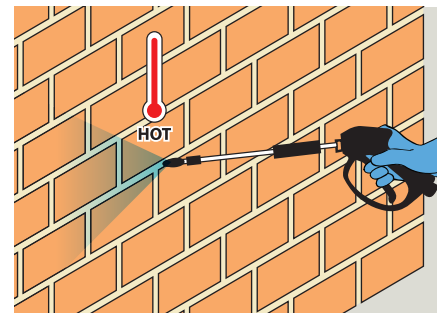


4 Remove Safety Signs.

Removal of Coating



1 Use appropriate PPE as indicated in the Safety Data Sheet.



2 Pressure wash surface with hot water (>50°C).



3 Remove Safety Signs.

Health & Safety

Please refer to the Safety Data Sheet



Scan for further product details