



Contract Germicidal Washroom Cleaner Concentrated

When dosing concentrate chemicals always use the recommended PPE, and always read the labels to check best practice for handling both the undiluted & ready to use solutions.



Product Usage Guide

contract



WARNING

BC807-5



Cleaning and Disinfecting



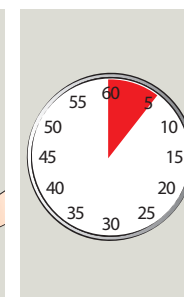
1 Use appropriate PPE as indicated in the Safety Data Sheet and place Safety Signs.



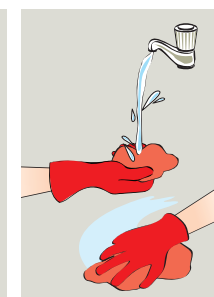
2 Dilute 150ml per 600ml of water in spray bottle.



3 Spray solution onto cloth and wipe.



4 Allow 5 minutes contact time.

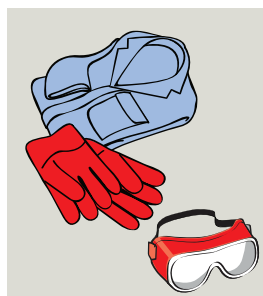


5 Rinse with a clean damp cloth and allow to dry.



6 Once surface is dry remove Safety Signs.

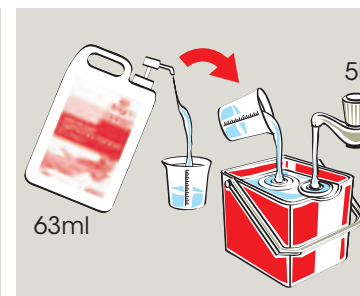
General Cleaning of Floors and Walls



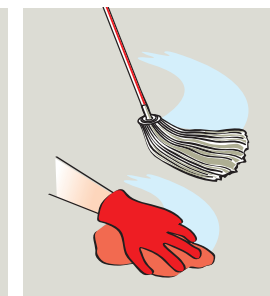
1 Use appropriate PPE as indicated in the Safety Data Sheet.



2 Place Safety Signs.



3 Dilute 63ml per 5 litres of water.



4 Mop or wipe surface.



5 Once surface is dry remove Safety Signs.

Health & Safety

Please refer to the Safety Data Sheet



Scan for further product details



Conforms to EN1276 with a contact time of 5 minutes.

www.jangro.net