

Enviro H6 All Purpose Sanitiser Concentrate

When dosing concentrate chemicals always use the recommended PPE, and always read the labels to check best practice for handling both the undiluted & ready to use solutions.


Jangro

Product Usage Guide


enviro




BB456-1

General







1 Use appropriate PPE as indicated in the Safety Data Sheet and place Safety Signs.




2 Close cap, invert the bottle for a few seconds. Turn the bottle upright & dosing cap is primed with 10ml of solution.




3 Add 2 x 10ml from dosing cap to 5 litres of warm water.



4 Wipe or mop surface.




5 Allow to air dry.




6 Remove Safety Signs.


Disinfecting Hard Surfaces




1 Use appropriate PPE as indicated in the Safety Data Sheet and place Safety Signs.



2 Close cap, invert the bottle for a few seconds. Turn the bottle upright & dosing cap is primed with 10ml of solution.




3 Add 1 x 10ml from dosing cap to 600ml cold water in a trigger bottle.



4 Gently shake to mix.



5 Spray & wipe surface, then allow to air dry.



6 Remove Safety Signs.

Health & Safety

Please refer to relevant COSHH Safety Data Sheet



Scan for further product details



Passes EN1276 at a dilution rate of 1:60 with a 30 second contact time or 1:100 with a 5 minute contact time.

www.jangro.net