

# Washroom Sanitiser



When dosing concentrate chemicals always use the recommended PPE, and always read the labels to check best practice for handling both the undiluted & ready to use solutions.

## Product Usage Guide

### Professional



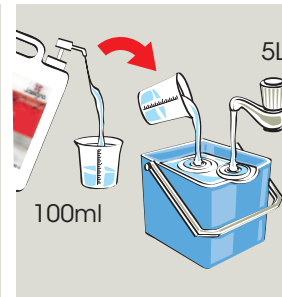
### BC030-5



#### Washroom Cleaning



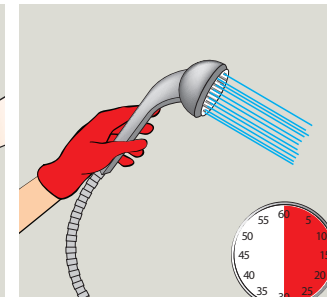
**1** Use appropriate PPE as indicated in the Safety Data Sheet and place Safety Signs.



**2** Dilute 100ml solution per 5 litres of cold water in a bucket.



**3** Wipe surface.



**4** Rinse with clean water and leave surface to dry.

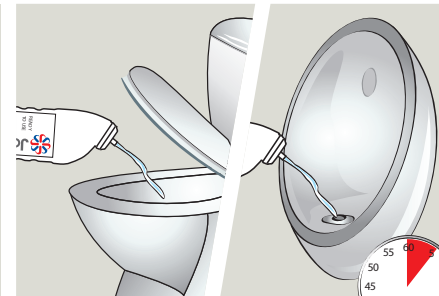


**5** Once surface is dry remove Safety Signs.

#### Toilets & Urinals



**1** Use appropriate PPE as indicated in the Safety Data Sheet and place Safety Signs.



**2** Push back water and apply undiluted solution to the urinal, toilet bowl and under the rim. Leave for 5 minutes.



**3** Agitate with brush if necessary.



**4** Flush with clean water.



**5** Once surface is dry remove Safety Signs.

#### Health & Safety

Please refer to relevant COSHH Safety Data Sheet



Scan for further product details